

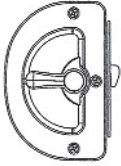


Polaris

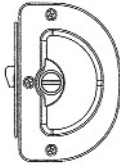
Sliding Cavity Door Latch

Lever Options

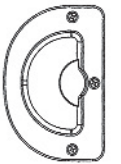
Privacy Latch P688



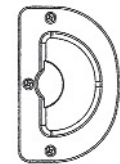
The Polaris cavity Privacy Latch is suitable for applications such as bedrooms and bathrooms where privacy is the desired function. Contains one latching lever and one emergency egress coin turn.



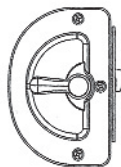
Passage Pull P689



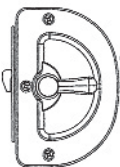
The Polaris cavity Passage Pull is suitable for bi-parting door applications and may be used with the Privacy latch, the Connector Latch or as a single passage pull.



Connector Latch P690



The Polaris cavity Connector Latch is suitable for all non locking applications where access is required from both sides of the door. Has a lever on each side.



Technical Specifications

Materials: Latch body and tongue manufactured from die cast zinc.

Door Thickness: Suitable for doors 32mm to 40mm

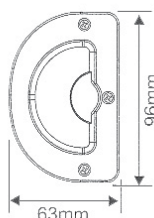
Tongue: Hook latch

Strike plate: Stainless steel (colour matched)

Finishes: Available in - Polished Brass (PB)
- Polished Chrome (PC)
- Satin Chrome (SC)

Tools required: Jigsaw or coping saw, Phillips head screwdriver, wood chisel and hammer or mallet

Overall dimensions:



Available from:





Polaris

Sliding Cavity Door Latch

P689 Passage Pull

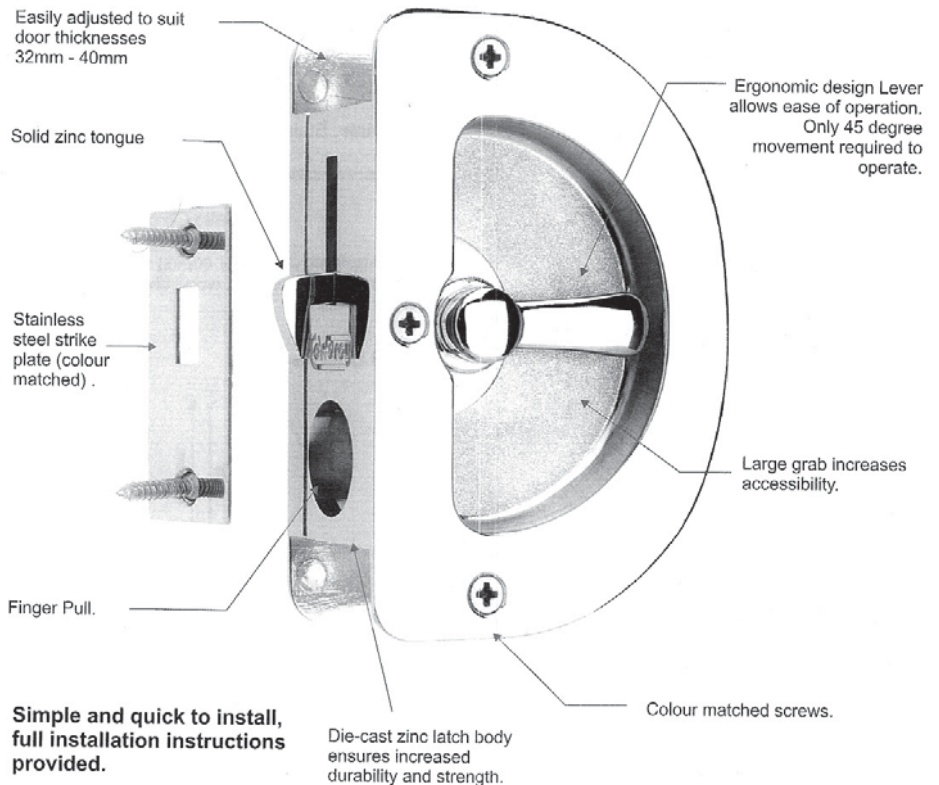
For Butting Doors or used as a dummy pull



Features

Door Cut out 67mm (h) x 53mm (d), can replace most existing latches

Simple contemporary styling to suit a range of decor applications.



18 Kerwyn Ave, East Tamaki, Auckland
P.O. Box 58086, Greenmount, Auckland
Email: sales@cowdroy.co.nz
Phone: (09) 274 7279 or (09) 274 3777
Fax 09 274 4453

Unit B, 13 Parkhouse Rd, Sockburn, Christchurch
Email: chch@cowdroy.co.nz
Phone: (03) 943 2060
Fax: (03) 943 2061