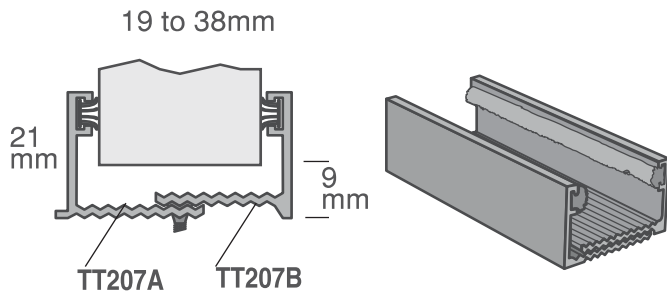


Door Guides

DOOR TRACK SYSTEMS

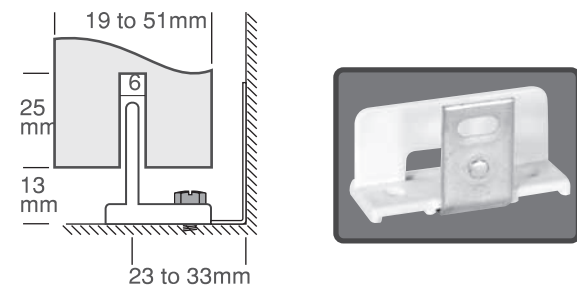
P207 ADJUSTABLE DOOR GUIDE PACK

Weather pile protects surface. No need to groove door. Fully adjustable interlocking grooves for 19 to 38mm doors
The TT207A & TT207B are available separately in stock lengths of 4500mm



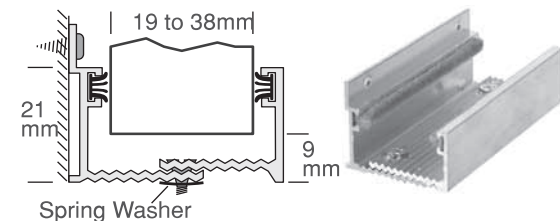
P209 NYLON ADJ. WALL MOUNT DOOR GUIDE PACK

Guide not visible from front of door. Fully adjustable slot for 19mm to 51mm doors. (Incorporates the TT208 Guide + bracket)

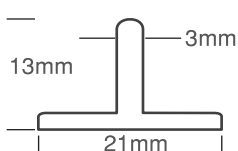


P213 ADJ. WALL MOUNT DOOR GUIDE PACK

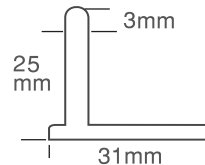
Weather pile protects surface. No need to the groove door
Fully adjustable interlocking grooves for 19 to 38mm doors



S30 NYLON LIGHT DUTY DOOR GUIDE PACK OF 2 TT30

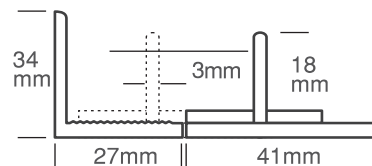


S31 NYLON ADJUSTABLE DOOR GUIDE PACK OF 1 TT31


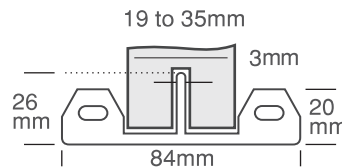


S32 NYLON ADJ. WALL MOUNT DOOR GUIDE PACK OF 1

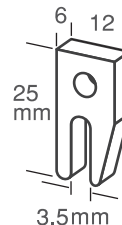
Suitable for 30mm to 51mm doors



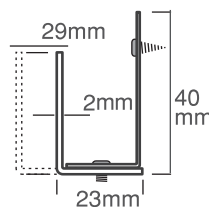
S33 NYLON ADJUSTABLE CAVITY DOOR GUIDE PACK OF 1 TT33



S34 NYLON SCREEN DOOR GUIDE PACK OF 2 TT34



S35 STEEL ADJ. WALL MOUNT DOOR GUIDE PACK OF 1 TT35



Suits 16 to 45mm Doors



S208 STANDARD DOOR GUIDE PACK OF 1 TT208

