

SLIDING DOOR TRACK SYSTEMS


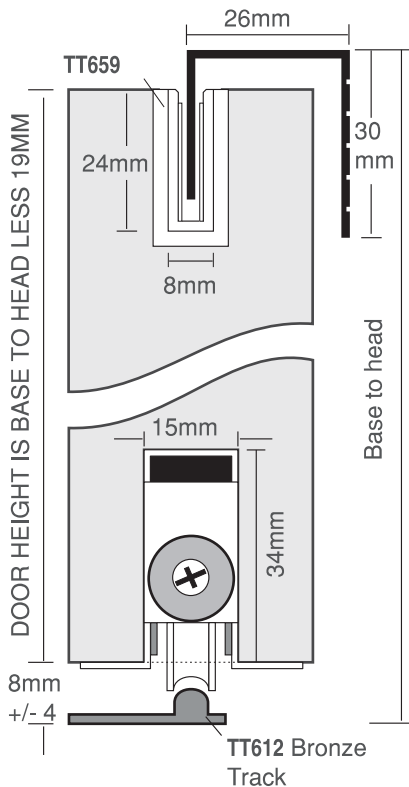
PER DOOR

FEATURES:

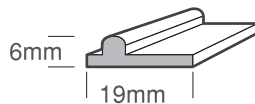
- Multiple doors bottom rolling
- Heavy duty height adjustable sheave with manganese bronze tyre & 316 stainless steel housing
- Suitable for external use - especially suited to Patio doors
- Manganese bronze track
- Optional head guide block - for noise reduction
- Alternative pelmet guide and pelmet guide block to aid with weatherproofing

- TT657** Adjustable sheave with bronze wheel
- TT612** Manganese bronze track - 2500, 3000, 4500 and 6000mm undrilled
4500 & 6000mm pre-drilled and countersunk
- TT208A** Aluminium head guide - 2500, 3000, 4500 & 6000mm mill undrilled
4500 & 6000mm mill pre-drilled & countersunk
- TT658** Alum. pelmet guide - 4500 & 6000mm bronze anodised & clear anodised undrilled
4500 & 6000mm bronze anodised & clear anodised pre-drilled - Optional
- TT659** Pelmet guide block - Optional
- TT669** Nylon head guide block

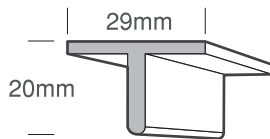
Top Groove Joinery Detail using
TT658 Pelmet Guide and **TT659** Pelmet Guide Block - 24mm D x 8mm T



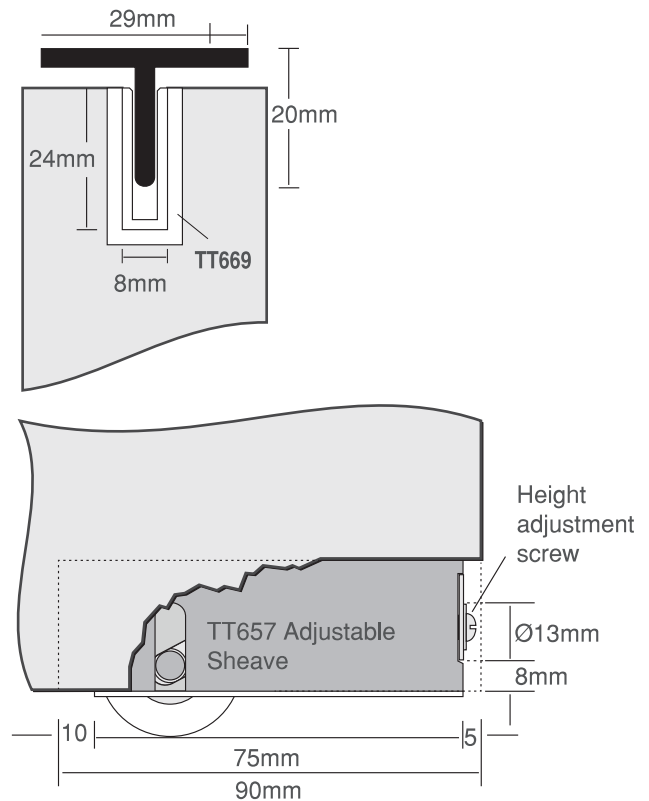
TT612 Manganese Bronze Track



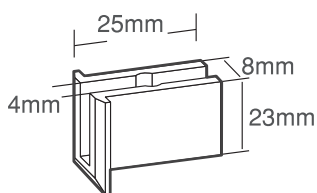
TT208A Head Guide



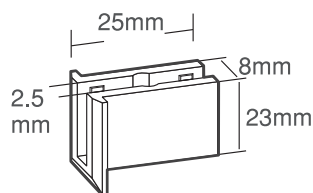
Top groove joinery detail using
TT208A Head Guide & **TT669** Head Guide Block - 24mm D x 8mm T



TT669 Head Guide Block
Nylon. For use with **TT208A**

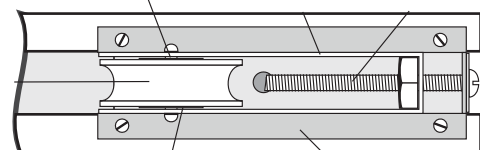


TT659 Pelmet Guide Block
- Nylon. For use with **TT658**



Bearing shaft
Solid brass Inner casing
Stainless steel Height
Adjustment
Mechanism
Solid Brass

Outer tyre
Manganese
Bronze



Machine grade
sealed ball race

Outer casing
Stainless steel