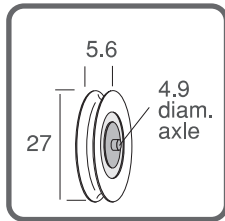


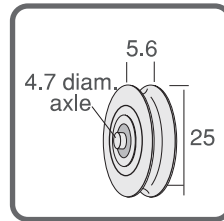
Replacement Wheels, Rollers and Sheaves

(All Wheels are Nylon Tyred UNLESS Otherwise Stated)

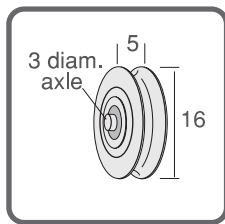
WHEELS WITH AXLE (cont.)



S940
Pack of 2
Max. 15kg each
**CONCAVE WITH
4.9mm AXLE**



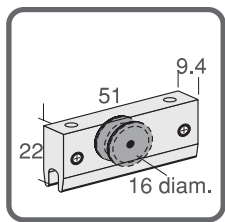
S948
Pack of 2
Max. 25kg each
**CONCAVE ST. STEEL
WITH 4.7mm AXLE**



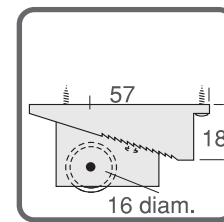

S970
Pack of 2
Max. 12kg each
**CONCAVE WHEEL
FOR SLIDING
WINDOW**



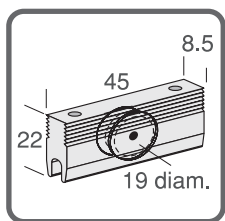
SMALL SHEAVES - HORIZONTAL



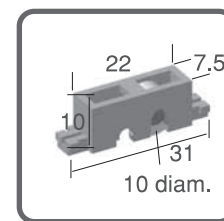
TT400
Single Loose Item
Max. 12.5kg each
**EASY ROLLER
SHEAVE CONCAVE
WHEEL**



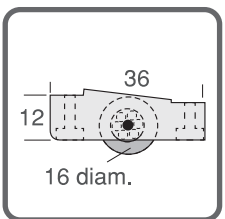
TT430
Single Loose Item
Max. 14kg each
**JIFFY ADJUSTER
SHEAVE
CONCAVE WHEEL**



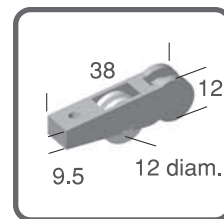

TT520
Single Loose Item
Max. 29kg
**MKII SASHLESS
WINDOWSHEAVE
CONCAVE
ST/STEEL WHEEL**



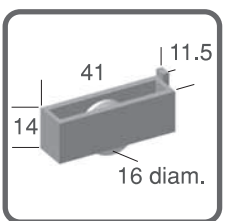
S919
Pack of 2
Max. 12kg each
**FLAT WHEEL
SHEAVE FOR
SLIDING WINDOW**



S972
Pack of 2
Max. 15kg each
**ROLLER BEARING
SHEAVE WITH
CONCAVE WHEEL**



TT973A
Single Loose Item
**ST/STEEL
CONCAVE WHEEL
SHEAVE FOR
SLIDING WINDOW**



S976
Pack of 1LH & 1RH
Max. 12kg each
**CONCAVE WHEEL
SHEAVE FOR
SLIDING
WINDOW -
L.H. OR R.H.**

