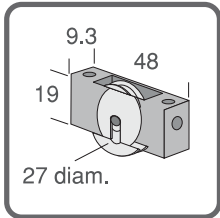


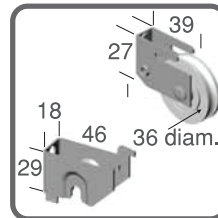
# Replacement Wheels, Rollers and Sheaves

(All Wheels are Nylon Tyred UNLESS Otherwise Stated)

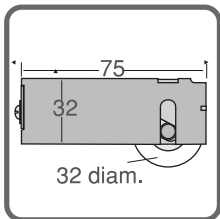
## MEDIUM SHEAVES - HORIZONTAL ( Cont.)



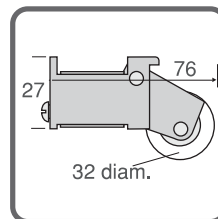
S941  
Pack of 2  
Max. 15kg each  
**CONCAVE WHEEL  
SHEAVE FOR  
SLIDING WINDOW**



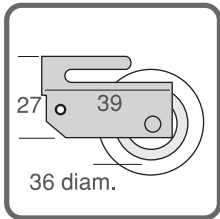
S949  
Pack of 1  
Max. 25kg each  
**CONCAVE WHEEL  
SHEAVE FOR  
SLIDING DOOR**



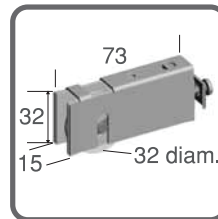
S953  
Pack of 2  
Max. 25kg each  
**CONCAVE WHEEL  
SHEAVE FOR  
SLIDING DOOR**



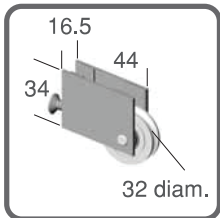
S954  
Pack of 1  
Max. 30kg each  
**CONCAVE WHEEL  
SHEAVE FOR  
SLIDING DOOR**



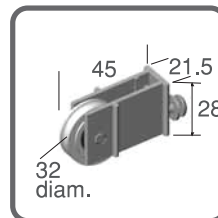
S955  
Pack of 2  
Max. 35kg each  
**CONCAVE WHEEL  
SHEAVE FOR  
SLIDING DOOR**



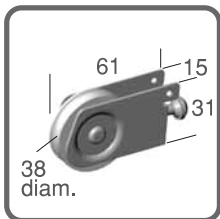
S956  
Pack of 2  
Max. 25kg each  
**CONCAVE WHEEL  
SHEAVE FOR  
SLIDING DOOR**



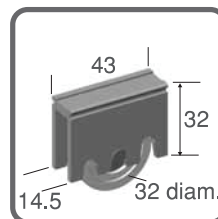
S957  
Pack of 1  
Max. 25kg each  
**CONCAVE WHEEL  
SHEAVE FOR  
SLIDING DOOR**



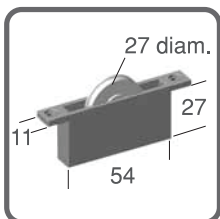
S958  
Pack of 1  
Max. 25kg each  
**CONCAVE WHEEL  
SHEAVE FOR  
SLIDING DOOR**



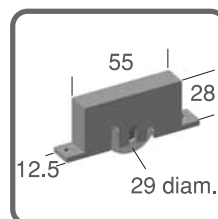
S959  
Pack of 1  
Max. 20kg each  
**CONCAVE WHEEL  
SHEAVE FOR  
WARDROBE DOOR**



S962  
Pack of 1  
Max. 25kg each  
**CONCAVE WHEEL  
SHEAVE FOR  
SLIDING DOOR**



S963  
Pack of 1  
Max. 15kg each  
**CONCAVE WHEEL  
SHEAVE FOR  
SECURITY/FLYSCREEN**



S964  
Pack of 1  
Max. 25kg each  
**CONCAVE WHEEL  
SHEAVE FOR  
SLIDING DOOR**

